

The NPS Phenomenon and the Deep Web: Internet Snapshots of the Darknet and Potentials of Data Mining

Ahmed Al-Imam^{1,2} & Ban A. AbdulMajeed³

¹ Department of Postgraduate Medicine, School of Life and Medical Sciences, University of Hertfordshire, United Kingdom

² Department of Anatomy and Cellular Biology, Faculty of Medicine, University of Baghdad, Iraq

³ Department of Pathology and Forensic Medicine, College of Medicine, Al-Nahrain University, Iraq

Correspondence: Dr Ahmed Al-Imam, House 18/5, Al-Akhtal Street, District 318, Al-Adhamyia, 10053, Baghdad, IRAQ. E-mail: tesla1452@gmail.com; a.m.al-imam@herts.ac.uk

Received: July 25, 2017 Accepted: August 17, 2017 Online Published: September 18, 2017

doi:10.5539/gjhs.v9n11p86

URL: <https://doi.org/10.5539/gjhs.v9n11p86>

Abstract

Background: The illegal electronic trade of NPS substances on the deep web and the darknet have never been thoroughly mapped. This study will propose and illustrate a blueprint for mapping of the darknet e-marketplace, including activities originating from the Middle East.

Materials and Methods: Multiple Internet snapshots were taken for the darkest e-marketplace, e-markets, Grams search engine, and e-vendors. In relation to the most popular and high-risk NPS substances, the most dominant e-market will be identified. Special correlation will be carried out with the; population count of shipping countries of NPS, the incidence of rape and sexual assaults, and religious affiliation.

Results: The most popular high-risk NPS were identified; cannabis and cannabimimetic, MDMA, crack, Meth, and LSD. These were geo-mapped primarily into; Netherlands, US, UK, Germany, Australia, Canada, France, and Spain. AlphaBay e-market was found to be a proper representative for the darknet e-marketplace; the main advertised NPS were categorised into cannabis and cannabinoids (1), stimulants (2), empathogens (3), psychedelics (4), benzodiazepines (5), opioids (6), and prescription-related substances (7). The contributing Middle Eastern and Arabic countries included; UAE, Oman, Morocco, Egypt, and Cyprus.

Conclusion: The e-commerce activities on the darknet have been ever evolving. Future attempts to study this e-marketplace should be innovative and rely on statistical inference. A blueprint is required for geo-mapping of the shipping countries, including those from the region of the Middle East. Principles of social sciences, including the analysis of the individual basis of power, should be considered.

Keywords: Deep Web, Darknet, Tor, Grams Search Engine, population count, religions, Middle East, sexual assault, rape, prevalence, epidemiology

1. Background

The electronic commerce (e-commerce) of *novel psychoactive substances* (NPS) existing on the surface web represent only the *tip of the iceberg* (Gilani, 2016; Heyerdahl et al., 2014; Smith & Morley, 2017). The incognito deep web is virtually an endless place for e-trade of NPS and several other illicit and inhumane activities; including child pornography, human and slave trafficking, unethical experimentation, weapons e-trade, and even terrorism-related activities (Al-Imam et al., 2016; Al-Imam et al., 2017; Dalton, 2014; Maddox et al., 2016; Spurlin and Garry, 2009; Taylor & Fritsch, 2014; Weimann, 2016). Some collateral phenomena were reported in the literature to occur at equidistance from the NPS industry, including; violence and crime, sexual assault and rape incidents, religious affiliations, population densities, and the growth of *information and communication technologies* (ICT) (Al-Imam, 2017a; Al-Imam, 2017b; Boyer et al., 2007; Freese et al., 2002; Jones et al., 2008).

This study will explore and geographical map (geo-map) the darknet by using a composite analytics of the deep web and Google Trends database (Google, 2017; Grams, 2017). Although the geo-mapping will be focusing on the contribution of the Middle East and Arabic countries, only a handful of research efforts were attempted from the Middle East in connection with the diffusion of psychoactive substances, both traditional and novel (Al-Imam et

al., 2016; Al-Imam et al., 2017; Al-Hemiary et al., 2010; Al-Hemiary et al., 2014; Al-Hemiary et al., 2017). The characteristics of e-vendors from the Middle East were studied marginally in the literature (Van Hout et al., 2013; Van Hout et al., 2014); the analyses of the *individual basis of power* (authority) for e-vendors, based on social science principles, were never attempted before (French et al., 1959; Wrong, 2017). Power scoring of e-vendors should also be explained within the geographical context (geo-mapping) of shipping countries of e-vendors dealing with NPS. This study will conduct an observational analysis; it is based on a cross-sectional analysis of the darknet, and a retrospective analysis of Google Trends database.

Internet snapshots are known to be obsolete beyond the point of time at which they were captured. However, real-time snapshots are attainable via integration with ICT innovations of relevance to knowledge discovery in databases (KDD) (Adhikari et al., 2017; Hohman et al., 2009). Mapping and analysing the deep web is already an exhaustive and a depleting task for all resources, not to mention that mapping a *tiny* contribution of a particular region (as in the Middle East) will be even harder much like searching for a *needle in a haystack*. These limitations can be overwhelming to NPS researchers, but they can also be overcome effectively by the integration of data mining technologies within the discipline of NPS research.

2. Materials and Methods

This study will implement a hybrid observational analysis of Google Trends database (retrospective analysis) and the darknet (cross-sectional analysis). Multiple internet snapshots were taken on the 13th and the 14th of February 2017. Most e-markets on the darknet adopt an NPS classification system made of eight categories (Dargan and Wood, 2013). The same categorization scheme has been used to map the darknet via using the *Grams search engine* (Grams, 2017). Each category of NPS was mapped for; the total number of advertised hits (items) (1), shipping country and geographic location (2), and the number of hits per geographic area (3). Similarly, hazardous psychoactive substances were mapped on darknet using a set of specified keywords via Grams search engine; the assigned parameters included; total number of hits (1), e-markets promoting the NPS (2), number of hits per e-market (3), Shipping country and location (4), and the total number of hits per geographic region (5).

High-risk substances were also mapped via Grams search engine for the shipping country, and the number of hits per country. Additionally, Google Trends database was utilised to retrieve data in retrospect in relation to each of these substances to infer the corresponding global attentiveness of surface web users. Geo-mapping was also analysed using Google Trends. The keywords used for Google Trends were; *MDMA, Cannabis, Methamphetamine, Cocaine, and Lysergic acid diethylamide*.

An accurate analysis was conducted in relation to AlphaBay e-market, the aim was to test the hypothesis if this particular e-market is a proper representative for the darknet e-marketplace. The hypothesis has been tested via analysing the major categories of NPS on both AlphaBay and Grams search engine; the number of hits on both were investigated to reach an inference via regression models. The most prevalent and most toxic (high-risk) NPS substance were also examined in relation to the Middle East and the Arabic world. It was based on a snapshot for the darknet via Grams engine; mapping included the total number of hits (1), geographic location (2), and the number of hits per location (3). Special statistical correlations were later carried out.

The characteristics of e-vendors (existing on the darknet) were also mapped and thoroughly analysed. Mapping included e-vendor's related parameters; e-markets (1), geographic location (2), the number of hit pers location (3), type of advertised substance (4), and the e-vendor's rating on Grams engine (5). The e-vendors found on AlphaBay e-market were further analysed for power scoring; the power scoring relied on five parameters; vendor level, trust level, e-customers' positive feedbacks percentage, e-vendor score, and e-vendor antiquity in the AlphaBay. The strongest e-vendors were pointed out via the power scoring. Furthermore, the power score for e-vendors was later correlated with the determinant parameters of the score itself; the purpose was to infer the most significant determinant parameter of power (authority) on the darknet. The power scores were also correlated with the total number items sold by the e-vendors on the darknet; this correlation is another way to infer how AlphaBay is dominating the e-marketplace.

Special correlations, using inferential statistics, were implemented, these included; GHB substance geo-mapping versus incidents of sexual assault in GHB-shipping countries (1), high-risk NPS versus religious affiliation in the shipping countries (2), and the number of hits originating from the Middle Eastern and Arabic countries versus of those countries from the European Union (3). The aim of these analyses is to deduct specific conclusions in relation to the diffusion of certain substances in the world. This analytic approach is simple yet powerful; it can provide an insight and also serve as a basis for an early warning system to anticipate particular events, for example; sexual assault and rape, shift in the religious affiliation for a specific geographic location, and the patterns of trending NPS substances in correlation with the population count in different countries. The implemented

statistical tests included; regression models, *Student's t-test*, *analysis of variance and covariance* (ANOVA), and nonparametric tests. A confidence interval of 95% (95% CI) and an alpha value of 0.05 was set as the cutoff margin for considering the statistical significance.

3. Results and Discussion

The major categories of NPS in e-commerce were mapped on the darknet; benzodiazepines (1023 items), cannabis and cannabinoids (19768), dissociative substances (923), empathogens (3821), opioids (943), prescription-related NPS (1728), stimulants (5623), and psychedelics (3127). It is evident that cannabis, hashish, and cannabinoids are the most common category on the darknet. Accordingly, each of these categories was numerically “corrected” to be compared with cannabis and cannabinoid. This comparative analysis of NPS categories will make statistical analyses plausible. Descriptive statistics of the number of hits, showed that each category of NPS averaged a number of hits of; 0.8 +/- 1.2 (benzodiazepines), 9.2 +/- 19.6 (cannabis and cannabinoids), 0.9 +/- 1.7 (dissociatives), 2.8 +/- 6 (empathogens), 1.1 +/- 2.3 (opioids), 1.3 +/- 2.2 (prescription-related), 2.8 +/- 4.9 (stimulants), and 2.1 +/- 3.5 (psychedelics). It is to be concluded that the top four categories of NPS on darknet were; Cannabis and cannabinoids (rank 1st), stimulants (2nd), empathogens (3rd), and psychedelics (4th).

Geo-mapping showed that the leading shipping countries (regions) for benzodiazepines were; US, Phillipines, India, Germany, Denmark, UK, Canada, Netherlands, European Union, and China; there were no shipping countries from the Middle East or the Arab world. The shipping countries for cannabis and cannabinoids included; US, UK, Germany, Netherlands, Canada, Spain, Finland, Belgium, Australia, and France; Shipping countries from Arabic world included only Morocco and Oman; both summed to 0.04% of the total e-trade. For dissociative substances; Netherlands, UK, Germany, US, Finland, Canada, China, Norway, Spain, and Australia; there was no contribution from the Middle East or the Arab world. For empathogens; Netherlands, Germany, UK, Finland, US, Australia, Belgium, Spain, Norway, and Canada; Oman was the only contributing country from the Arabic world accounting for 0.04% of the total e-trade of dissociatives. For opioids; Germany, US, India, Netherlands, Australia, Spain, France, UK, Italy, and Canada; there was no contribution from the Middle East and the Arab world. For prescription-related NPS; US, Germany, Netherlands, Belgium, India, UK, Australia, Denmark, and Japan; there was no contribution from the Middle East and the Arab world. For stimulants; Netherlands, Germany, US, UK, Finland, Australia, Spain, China, Norway, and Belgium; Oman was the only contributing country from the Arab world accounting for 0.05% of the total e-trade of stimulants. For psychedelics; Netherlands, UK, Germany, US, Canada, Finland, Australia, Ireland, and France; there was no contribution from the Middle East or Arabic countries.

The analyses of the high-risk and trending NPS on darknet showed that the number of hits was as follows; LSA (3378), 2-FA (134), DMA / DOX (108), MXE (366), Mescaline (801), MDA (972), Methylone and BK (442), crack (18904), GHB (3850), NBOMe (2560), 2C-B (1383), DMT (1499), Ketamine (4331), Adderall and Vyvanse (2179), Fentanyl (3202), Heroin (5843), Meth (12867), LSD (10709), Cannabis and Hashish (19768), MDMA (28446). The most popular substance per geographic location was MDMA (7949, Netherlands). Other most popular substances were; cannabis and cannabinoids (primarily sold in the US), Crack (Netherlands), Meth (Netherlands), and LSD (Netherlands). The contribution of the US, UK, Western Europe, and Canada is undeniable for the e-trade phenomenon on the darknet. MDMA was in the lead, while cannabis and cannabinoid represented the leading category of NPS on the darknet. Holistic geographic analyses (Geo-mapping) of the shipping countries of these substances (Figure 1) revealed that the top shipping countries were; the Netherlands, US, UK, Australia, Canada, France, Germany, and Spain. In relation to these top contributing countries, it was inferred; crack was more advertised for e-trade than Meth (p -value=0.005), LSD was more advertised than crack (0.002), MDMA was more advertised than crack (0.041), while Meth and LSD were promoted significantly less than MDMA (0.013, 0.009 respectively). Furthermore, linear regression confirmed a positive linear correlation between; crack versus cannabis and cannabinoids (R^2 score=0.410), MDMA versus crack (R^2 score=0.151), and MDMA versus cannabis and cannabinoids (R^2 =0.151).

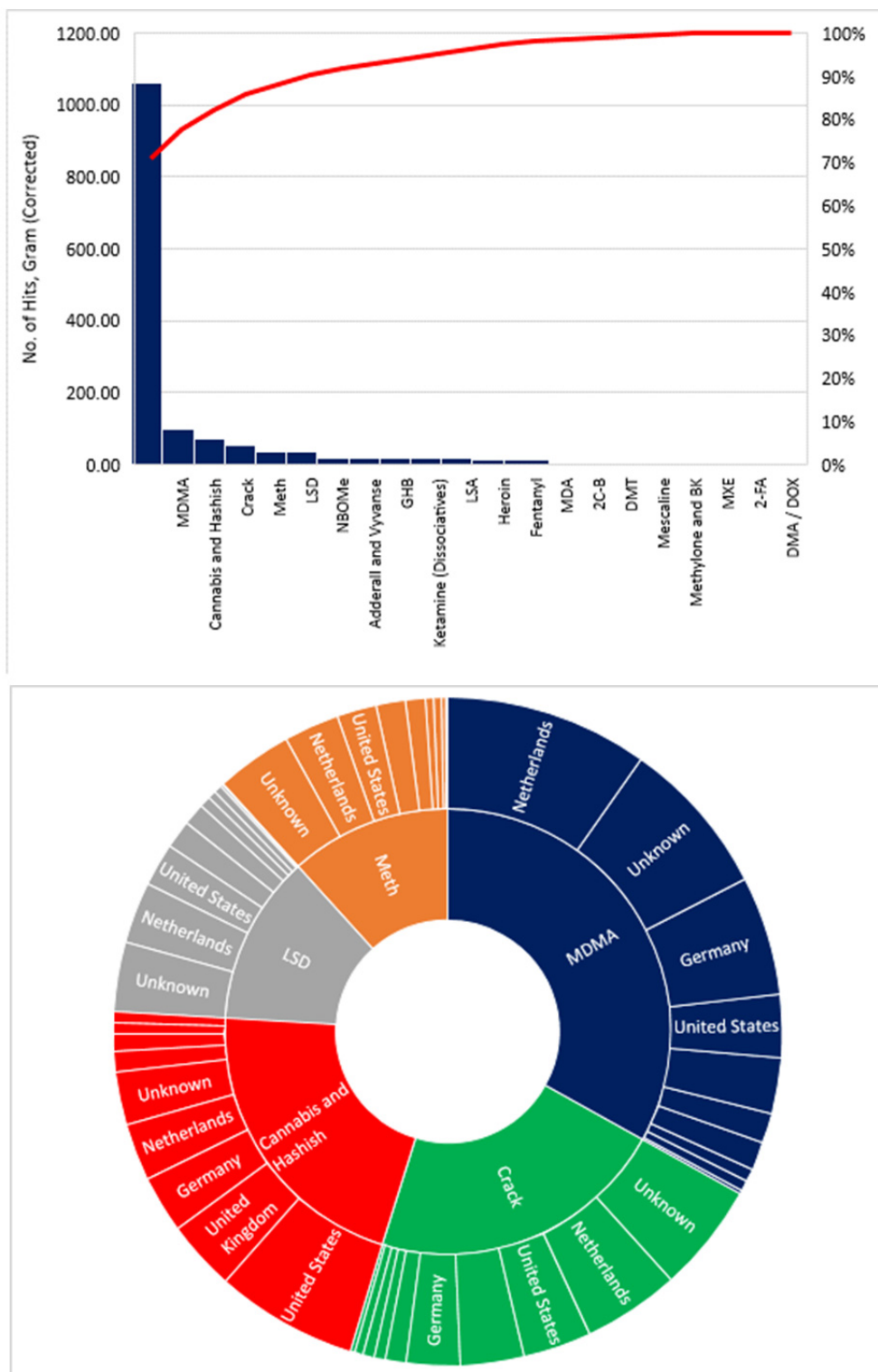


Figure 1. The Main Shipping Countries of the Most Popular NPS on the Darknet

In relation to these five popular substances, Google Trends analyses for the period from the start of 2012 to the end of 2016 (Figure 2) showed that surface web users of highest attentiveness (interest) were from (descending order); US, Chile, Canada, Australia, Costa Rica, Uruguay, Puerto Rico, New Zealand, Argentina, and the UK. Apparently, several countries are from Latin and Central America; these were not compatible with the data retrieved from the darknet snapshot; this difference may be attributed to the traditional trade rather than e-trade of NPS in South and Central America (Atkinson et al., 2017; Duddley, 2010; Scott and Marshall, 1998; and Wolf, 2016). Additionally,

high attentiveness (statistical outliers) were found in; Chile, US, Australia, New Zealand, and the Czech Republic; these outliers were in relation to; methamphetamine, MDMA, and cannabis; no outliers were found in relation to cocaine (Figure 2, Boxplot). Inferential statistics, using the paired *Student's t-test*, was implemented to conclude inferences on the most common NPS for surface web users (Figure 3). There was a significant difference in web popularity between all five substances with an exception for; MDMA vs Meth (0.164) and MDMA vs LSD (0.246).

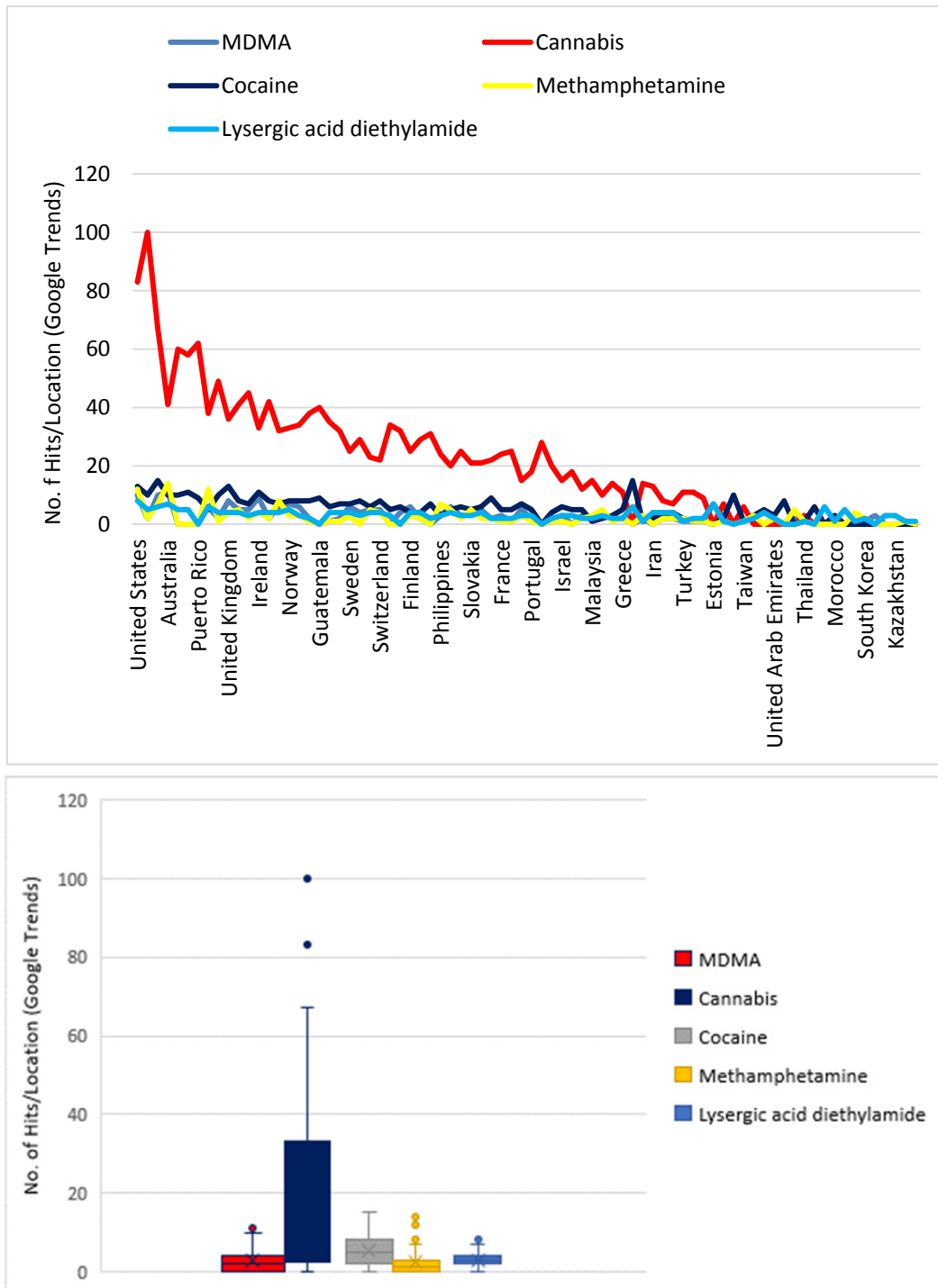


Figure 2. Geo-mapping of Attentiveness towards the Most Popular Psychoactive Substances on Darknet

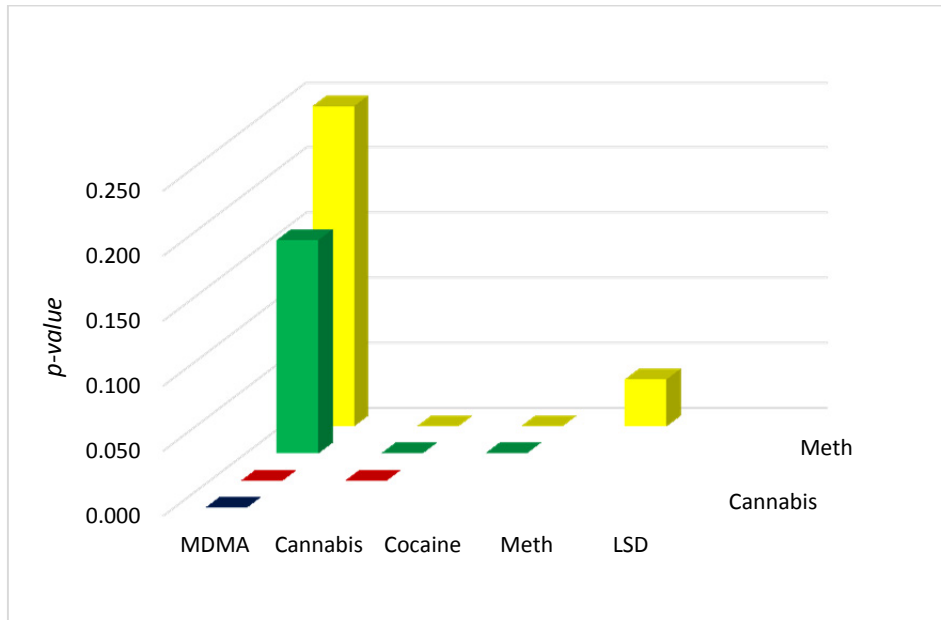


Figure 3. Google Trends: Inferential Statistics on the Most Popular NPS

Contributing countries from the Middle East and the Arab world (Figure 4) included; Israel, Iran, Turkey, UAE, Morocco, Saudi Arabia, and Egypt; all these countries contributed to a fragment of 3% of the total (global) attentiveness of surface web users. MDMA, cocaine, and cannabis were advertised primarily in Israel, Iran, and Turkey. Inferential statistics shows that the users’ attentiveness towards LSD was significantly more than methamphetamine. Furthermore, the e-trade of these substances was synchronised (positive linear correlation) in between; UAE and Morocco (R^2 score= 0.5404), and in between Iran and Turkey ($R^2=0.8731$). No discrepancy was noticed departing from the darknet results; the surface web users from the Middle East were also most interested in cannabis and cocaine (Figure 5). Attentiveness towards cannabis and cannabimimetic was highly oscillating through time, unlike all the remaining four substances which had more steady trends. Interest in cannabis and cannabinoids has two main peaks which took place during November 2012 and November 2016, obviously during the holiday seasons.

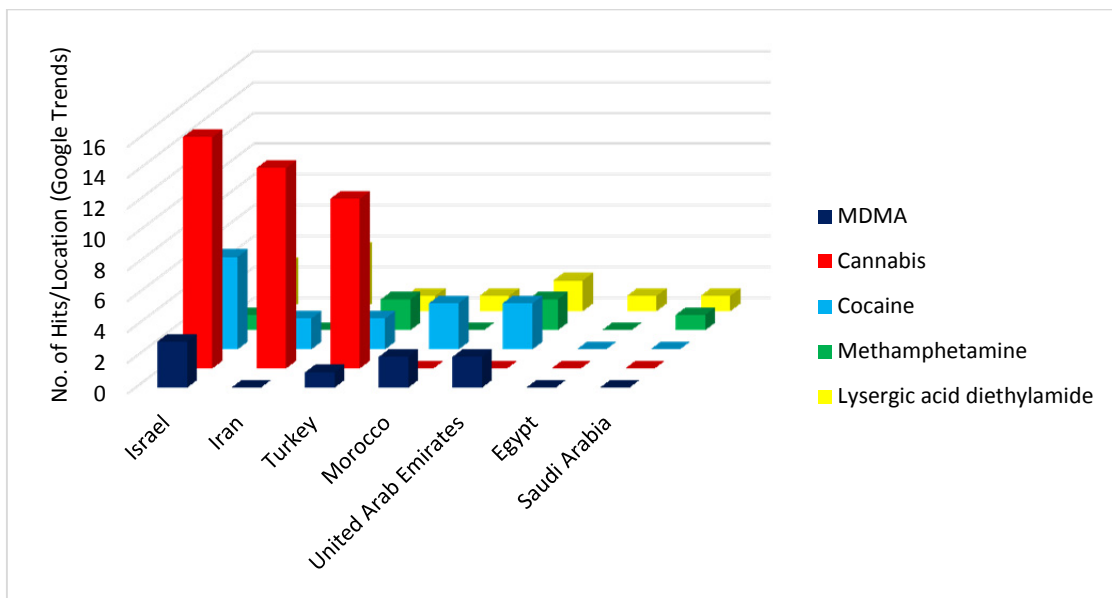


Figure 4. Geo-mapping via Google Trends: Contribution of the Middle East and the Arab World

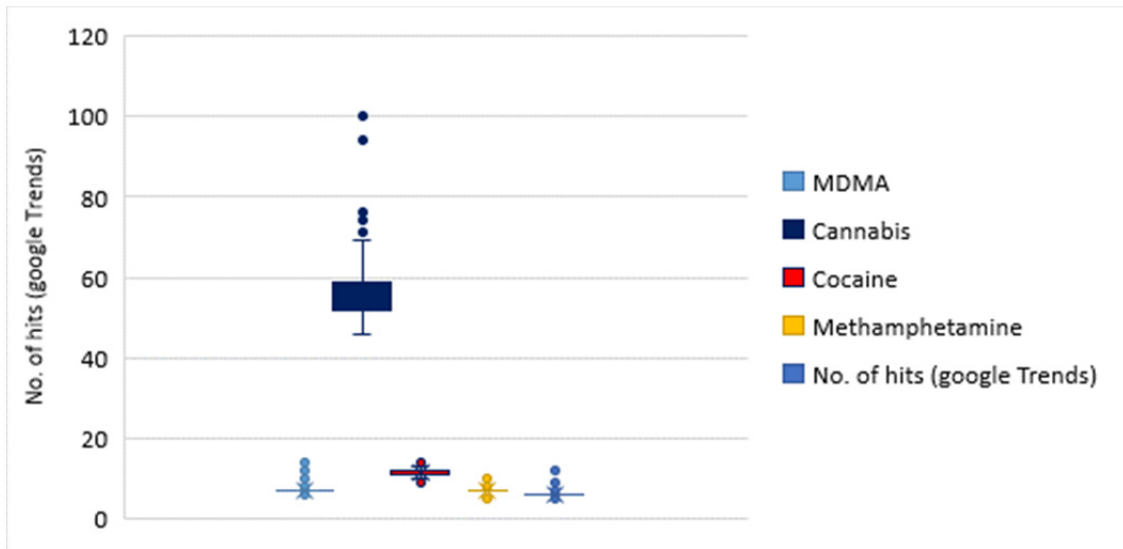


Figure 5. Google Trends (2012-2016): Boxplot Presentation

The AlphaBay e-market is a dominant one on the darknet. However, it is still to be inferred if the AlphaBay is a proper representative for the darknet e-marketplace. This hypothetical assumption has been tested by mapping the number of items advertised under each category of NPS on both AlphaBay and Grams search engine (Figure 6), these were; benzodiazepines (1023, 14860 items), cannabis, hashish, and cannabinoids (19768, 65275), dissociative substances (923, 4319), empathogens (3821, 30207), opioids related substances (943, 16889), prescription-related NPS (1728, 8736), stimulants (5623, 14007), and psychedelics (3127, 33098). The AlphaBay-to-Grams ratio of the number of hits was ranging from 3.3% to 17.9% while averaging 8.3%. The average of the number of hits (per each category of NPS) on AlphaBay was 4620, while the average on Grams was 23424 hits; the number of items on AlphaBay was significantly less than Grams engine (4620 vs 23424, p -value=0.004). However, regression has shown a strong positive linear correlation between AlphaBay and Grams engine (R^2 score=0.791). It is to be concluded that AlphaBay is a proper representative of the e-trade phenomenon on the e-marketplace of the darknet.

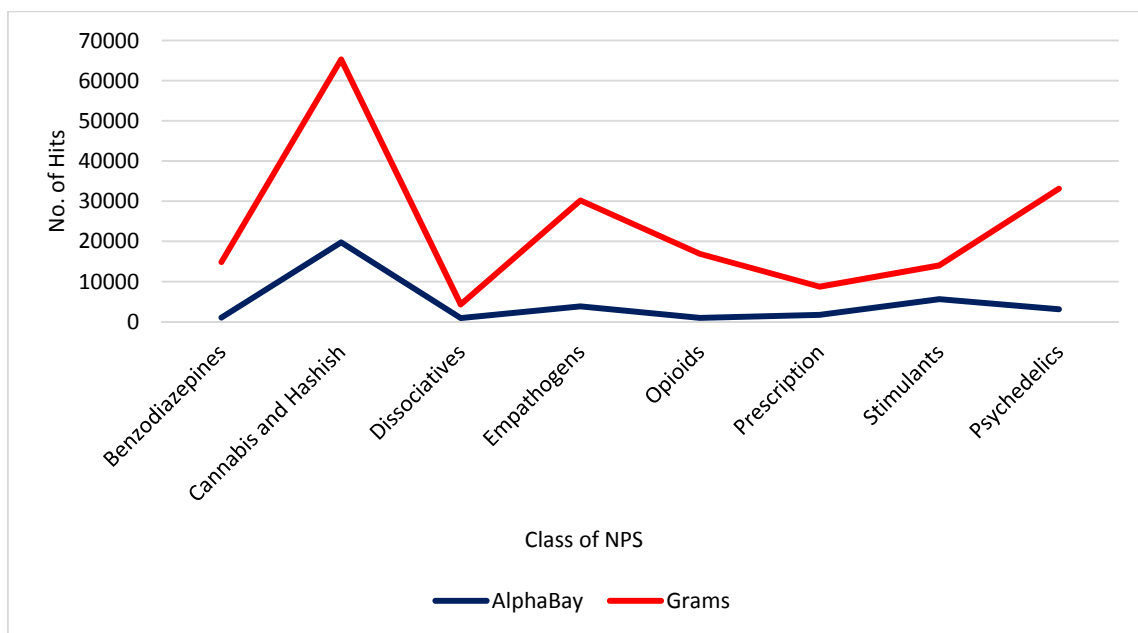


Figure 6. Grams Engine versus AlphaBay e-market: The Advertised Categories of NPS

Countries from the Middle East and the Arabic world contributed the least to the global e-trade on the deep web. Here, the contribution will be assessed for NPS categories via using specific keywords for each category on Grams search engine; the top contributing countries were; Afghanistan (64%), Oman (29%), and Morocco (7%). Another way of mapping of darknet was done via using keywords specific to high-risk and popular NPS. The mapped substances were; LSA, 2-FA, DMA, MXE, Mescaline, MDA, Methylone, Crack, GHB, NBOMe, 2C-B, DMT, Ketamine, Adderall, Fentanyl, Heroin, Meth, LSD, Cannabis and Cannabinoids, and MDMA. The contributing countries (Figure 7) included; Afghanistan (77%), UAE (12%), Oman (4%), Morocco (2%), Egypt (3%), and Cyprus (2%). Some of these substances were not in circulation on darknet at the time the snapshot was taken; these substances included LSA, 2-FA, MXE, 2C-B, DMT, Ketamine, and Adderall; it seems that these substances are exclusive to other regions of the world including; Western Europe, US, UK, Canada, and Australasia. On the other hand, trending NPS (Figure 8) included; Heroin, Meth, Crack, Cannabis and Hashish, MDMA, GHB, NBOMe, LSD, DMA, Mescaline, MDA, Methylone, and Fentanyl. Afghanistan appears to be in the lead, possibly due to its high population count. Accordingly, an assumption (hypothesis) that the number of items in each country is proportional directly with its population count; this was tested via linear regression, and it was proven to be true (R^2 score=0.137). Other factors may also be contributing to this phenomenon including the political instability as in Afghanistan.

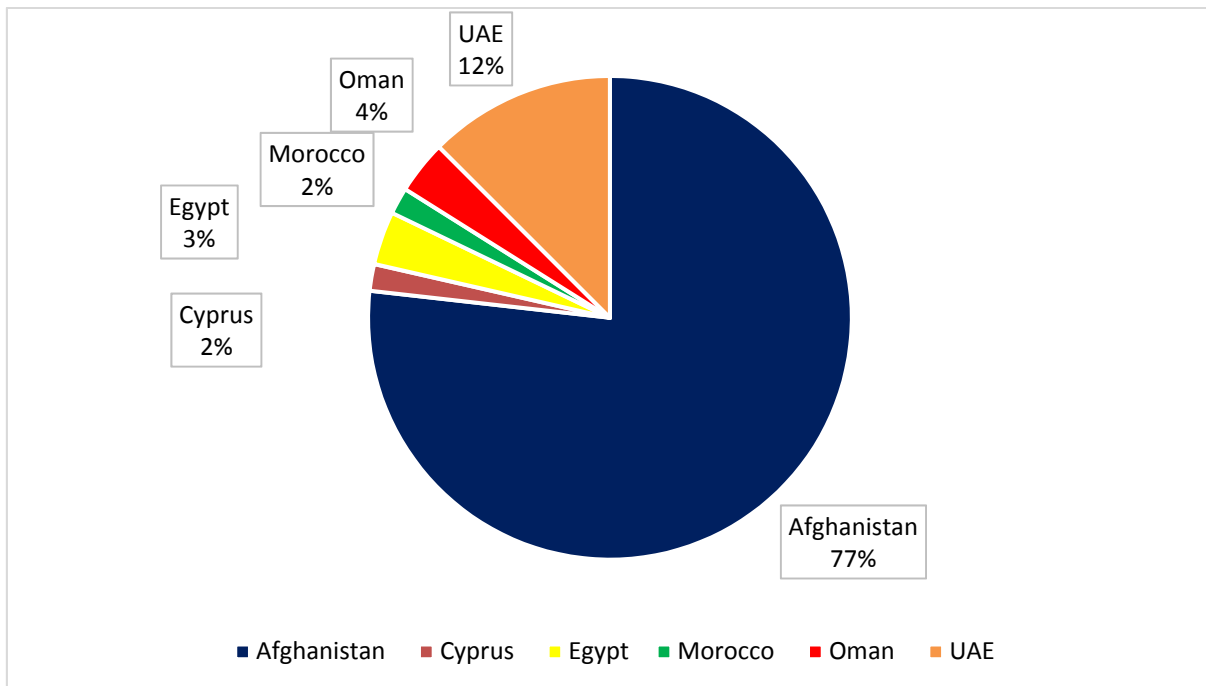


Figure 7. Geo-mapping via the Darknet: High-risk and Popular NPS in the Middle East and Arabia

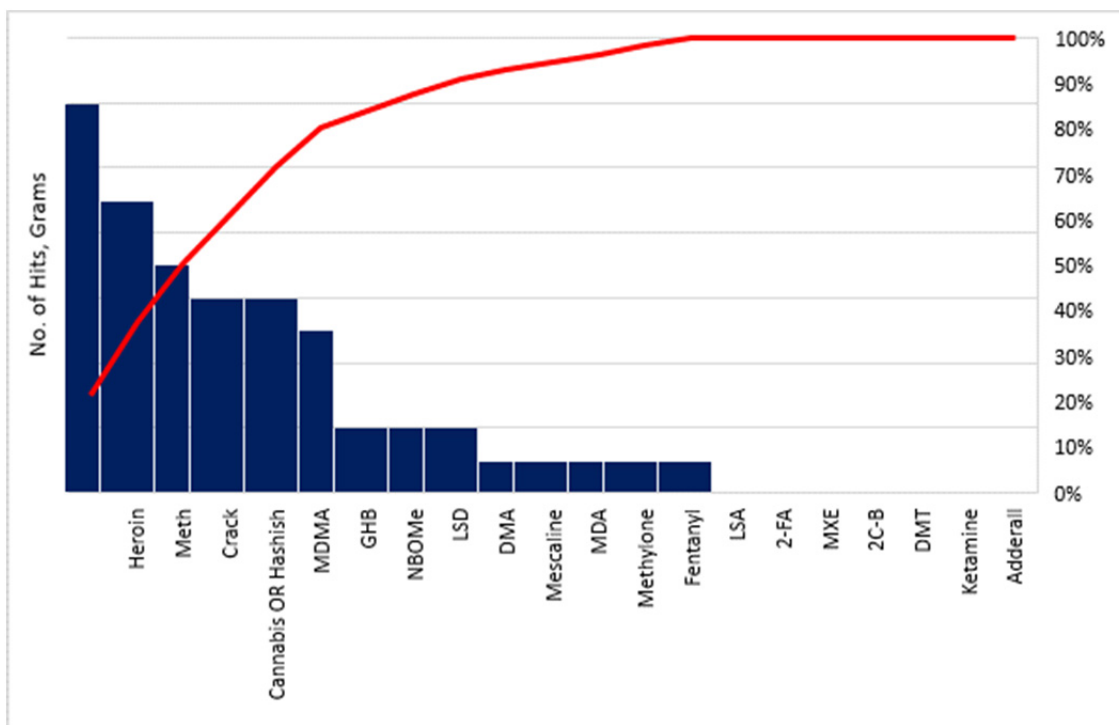


Figure 8. High-risk and Popular NPS in the Middle East and Arabic Countries

Analyses in relation to the characteristics of e-vendors from the Middle East and the Arabic World produced a more accurate and wider mapping of the region; the e-vendors’ characteristics included; e-markets of NPS (1), location or shipping country (2), number of advertised item (hits) per location (3); promoted NPS in the Middle East and Arabic countries (4), Grams rating (5); and power scoring (6). Power score for each e-vendor was assessed primarily on AlphaBay e-market based on; vendor level, trust level, the percentage of positive feedbacks from e-customers, AlphaBay score index, and e-vendor antiquity in the e-market. The e-markets included; AlphaBay, HANSA, Oasis, Valhalla, Agora, Evolution, Abraxas, and Middle Earth. Nineteen e-vendors were identified, they did not trade only in the Middle East but also in other regions of the world; this observation was found to be suspicious and worthy of deeper investigation. The e-vendors (Figure 9) included; eztest (Benzodiazepines and GHB), MagicCarpetUk (Hashish), TripleDutchDelivery (Hashish and MDMA), stiffstyle (Hashish), MrNatural (MDMA, Mescaline, NBOMe, and LSD), mikehamer (Stimulants), alterEgo (Lorazepam), fake (DMA, MDA, Crack, GHB, Fentanyl, Meth, and MDMA), chris03 (MDMA and Methylone), koplak12 (crack), TheCocaHero (crack), DrRelax (crack), hcb965 (NBOMe), AlCaponeA1 (Heroin), dawoud522 (Heroin), dutchdream (Meth), zeroz (Meth), ThinkingForward (Meth), and Dogkingdom (LSD). The mapped e-markets and shipping countries were diverse. An e-vendor with the highest power score, *ThinkingForward*, has e-trade activities in three e-markets; AlphaBay, Evolution, and HANSA. His (her) shipping locations included; UK, Afghanistan, and other non-disclosed locations. His (her) most popular substance of e-commerce was methamphetamine. This e-vendor must have the ability to move freely between Afghanistan and the UK; he (she) could be either a UK national or had a network of accomplices (other e-vendors) operating under the same alias (username) from these countries.

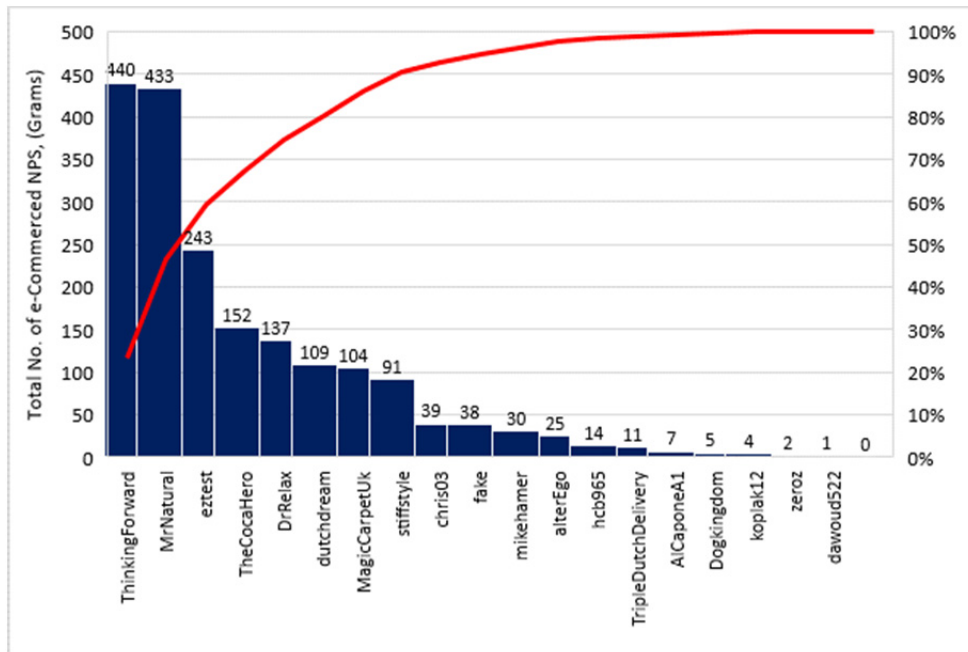


Figure 9. e-vendors from the Middle East and Arabic Countries

Visual and box plot presentation (Figure 10) of e-vendors revealed the most powerful e-vendors (statistical outliers), these were; ThinkingForward, MrNatural, eztest. The e-vendors contributed to the e-trade as follows; ThinkingForward (23%), MrNatural (23%), eztest (13%), TheCocaHero (8%), DrRelax (7%), dutchdream (6%), MagicCarpetUk (6%), stiffstyle (6%), chris03 (5%), fake (2%), mikehamer (2%), alterEgo (2%), hcb965 (1%), TripleDutchDelivery (1%), AlCaponeA1 (1%), Dogkingdom (<1%), koplak12 (<1%), zeroz (<1%), and dawoud522 (<1%). A Combo plot (Figure 11) of the power score and the total number of items for each e-vendor, clearly shows there is a positive linear correlation. Accordingly, linear regression was done, and it was inferred that a positive linear correlation was found between; total number of hits per an e-vendor versus his (her) power score (R^2 score=0.216), e-vendor’s antiquity versus power score (0.610), and total number of hits per an e-vendor versus e-vendor’s antiquity (0.028). Hence, the strongest correlation was found between e-vendor antiquity and power scoring. The Middle Eastern and Arabic countries involved in the e-trade on darknet included; Israel, Turkey, Cyprus, UAE, Afghanistan, Egypt, Oman, and Morocco.

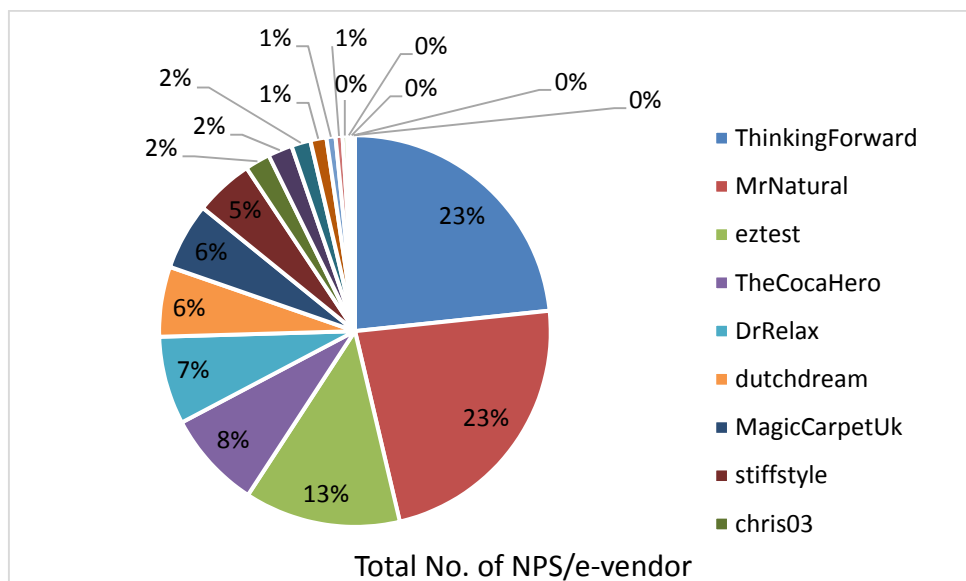


Figure 10. e-vendors Operating in the Middle East: Number of Items on Grams Engine

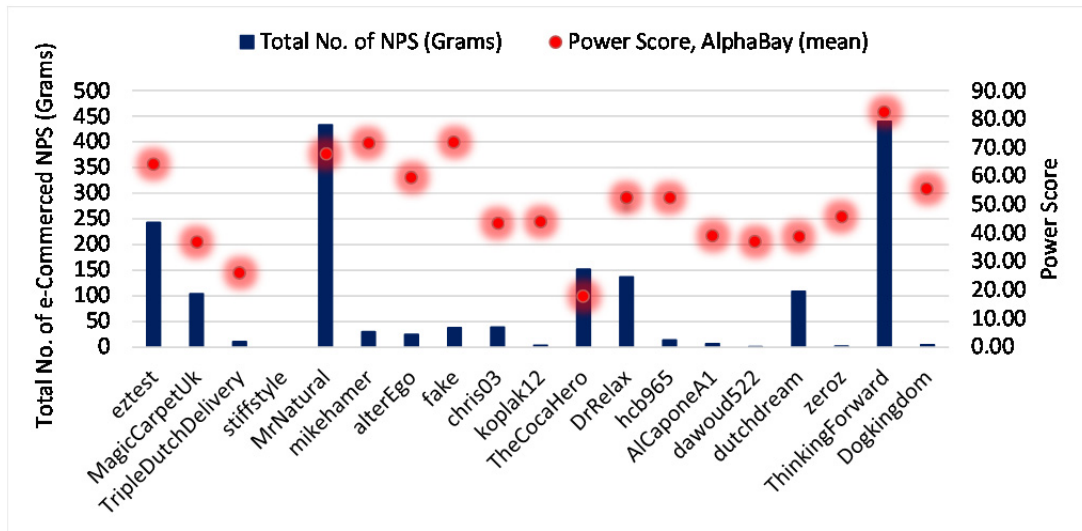


Figure 11. Total Number of Items (Grams Engine) and Power Scoring of e-vendors from the Middle East

Individual correlations were also carried out, the Middle East and Arabic countries contribution to the e-trade on darknet was far less than that of the European Union. It has also been known that GHB substance is used to sedate victims during sexual assault incidents and rape; a linear regression (Table 1) was implemented and it was found that a positive linear relationship (R^2 score= 0.0389) exists between the number of GHB hits on Grams engine and the incidence of sexual assaults in these locations (Elsohly & Salamone, 1999; Mehling & Johansen, 2016; Schwartz et al., 2000; Varela et al., 2004). Finally, a correlation was done in relation to the total number of hits (Grams) for nine countries (regions) known of high NPS e-prevalence; Australia, Canada, European Union, France, Germany, Netherlands, Spain, United Kingdom, and the United States. These were chosen as they represented the top contributors for e-trade phenomenon on darknet for specific high-risk and trending NPS including; LSA, 2-FA, DMA/DOX, MXE, Mescaline, MDA, Methylone and BK, Crack, GHB, NBOMe, 2C-B, DMT, Ketamine, Adderall, Fentanyl, Heroin, Meth, LSD, Cannabis and Hashish, and MDMA. The correlation was done between the total number of hits and the religious affiliations existing in these countries/regions (Figure 12). It was found that one religious affiliation, Christianity, was negatively correlated with the number of hits on Grams engine (R^2 score of 0.426). On the other hand, Islam and Judaism had almost no correlation with the number of hits (0.0002, 0.0005 respectively). However, atheism was found to be positively correlated with the number of hits (0.399). Therefore, it can be assumed that countries with high population of atheist are expected to have more advanced levels of NPS e-trade on the darknet; it seems that Christianity was *protective* against this phenomenon in the selected countries.

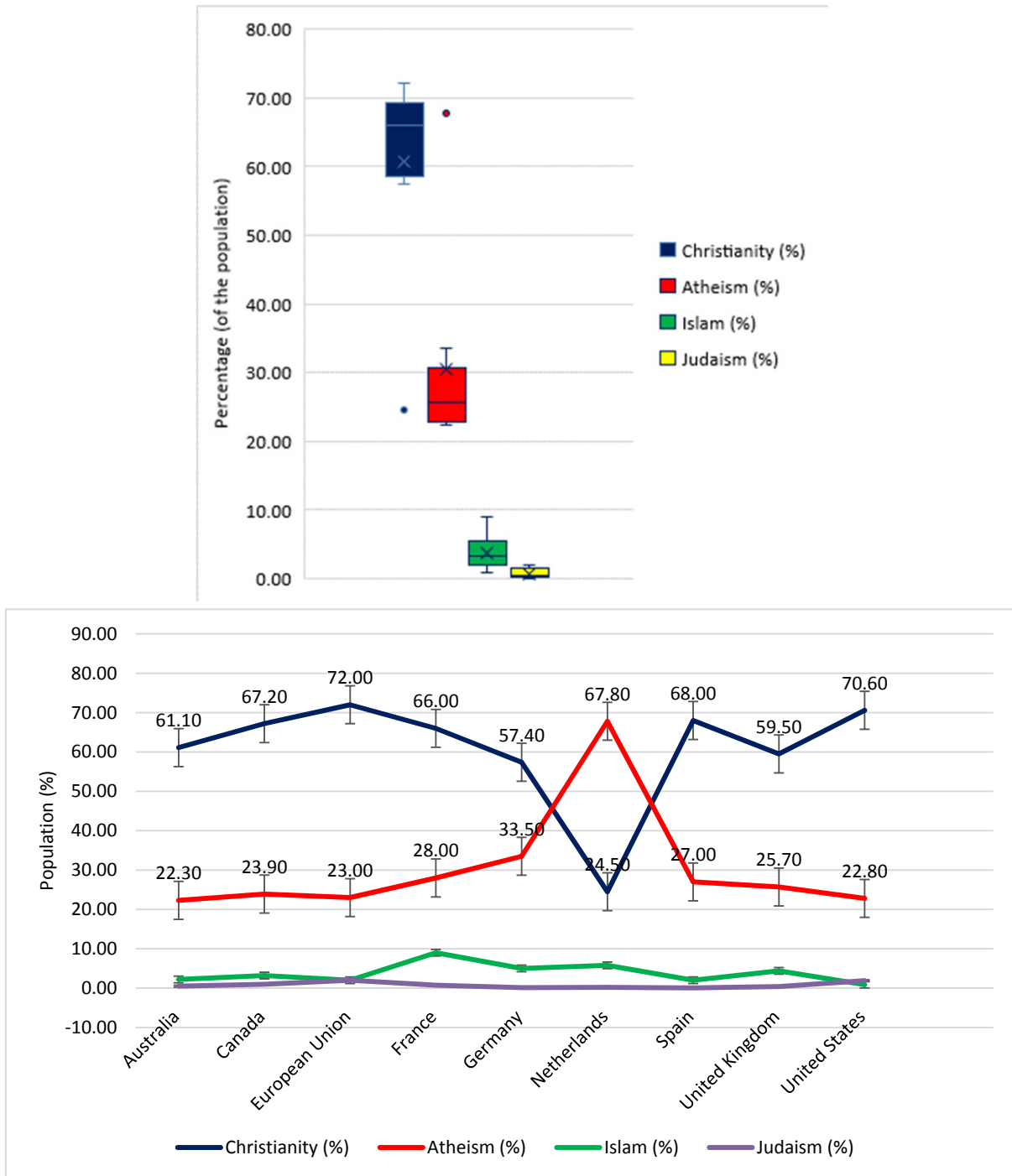


Figure 12. The Religious Affiliation versus the Total Number of Hits (Grams)

Table 1. GHB on the Darknet: Number of Hits (Grams) versus the Incidence of Sexual Assaults in 2010.

Location	No. of Hits/Location	Incidence of Sexual Assault (per 100,000)
Netherlands	647	9.2
United States	505	27.3
Germany	355	9.4
United Kingdom	308	17
Australia	128	28.6
Canada	63	1.7
China	44	2.3
Norway	41	19.2
Poland	40	4.1
Finland	39	15.2
Philippines	29	6.3
Belgium	27	27.9
India	14	0.4
Italy	13	7.6
Czech Republic	12	4.6
Spain	9	3.4
France	8	16.2
Switzerland	5	7.1
Denmark	4	6.4
New Zealand	4	25.8
Ireland	4	10.7
Japan	3	1
Brazil	2	36.9
Afghanistan	2	1.2
Austria	2	10.4
Bulgaria	1	2.8
Estonia	1	6
Mexico	1	13.2

5. Conclusion

The anonymous darknet has been thoroughly explored; the contribution of countries from the regions of the Middle East and the Arabic world were also mapped. Despite that several implemented techniques to analyse this contribution and to create a geo-mapping, the input of the Middle East was negligible and even statistically insignificant when compared to other regions of the world, for example, the European Union. Accordingly, it can be surmised that the global e-trade is highly dependent on the developed countries especially in western Europe, UK, US, Canada, and Australasia. Power scoring of e-vendors whom activities were carried out in the Middle East and Arabic countries gave an insight that they were either not Middle East nationals or at least hold dual nationality from the Middle East and other nations. The reason behind this assumption is the presence of multiple shipping countries for each e-vendor, some countries are Middle Eastern or Arabic, while the majority of the rest were from the developed world. Moreover, their usernames (nicknames) of those e-vendors gave an impression that they were foreign rather than native to the Middle East.

Geo-mapping of Google Trends yielded additional data from countries in south and central America including; Chile, Costa Rica, Uruguay, Puerto Rico, and Argentina. However, the same countries did not contribute significantly on the darknet e-marketplace; it can only be assumed that the diffusion of NPS in these countries is

not dependent on the e-trade from darknet; other modalities may be involved including the *traditional* ways of the drugs trade and trafficking. Special statistical correlations were proven to be indispensable; an interrelationship was inferred between diffusion of NPS on darknet and specific social and demographic parameters including; the religious affiliations, atheism, population count, in addition to the incidence of rape and sexual assaults.

The deep web is virtually massive, most of which is nondescript. The classic *internet snapshot* method used to observe and analyse a minimal contribution, like that of the Middle East, is highly time-consuming and efforts-depleting. Furthermore, any snapshot will get obsolete as time passes by. Hence, an innovative mixed-breed of the snapshot method and data mining technique can solve the problem; data mining should include the use of automated software(s) for real-time analyses of e-markets. This hybrid methodology, centred on data mining, can potentially provide accurate real-time reports based on cross-sectional and prospective studies of the e-trade on the darknet. Additionally, combining this hybrid technique with Google trends' analyses will further augment the accuracy of geo-mapping of NPS e-prevalence to unprecedented levels.

Competing Interests Statement

The authors have no conflict of interest to be declared.

Source of Funding

This study was entirely self-funded.

References

- Adhikari, A., Jain, L. C., & Prasad, B. (2017). A State-of-the-Art Review of Knowledge Discovery in Multiple Databases. *Journal of Intelligent Systems*, 26(1), 23-34. <https://doi.org/10.1515/jisys-2015-0154>
- Al-Hemiary, N. J., Hashim, M., Al-Diwan, J., & Abdulrazzak, E. (2010). *Alcohol and drug abuse in post-conflict Iraq*. Unpublished manuscript. Baghdad University, Iraq.
- Al-Hemiary, N. J., Al-Diwan, J. K., Hasson, A. L., & Rawson, R. A. (2014). Drug and alcohol use in Iraq: findings of the inaugural Iraqi Community Epidemiological Workgroup. *Substance use & misuse*, 49(13), 1759-1763. <https://doi.org/10.3109/10826084.2014.913633>
- Al - Hemiary, N., Dabbagh, R., Hashim, M. T., Al - Hasnawi, S., Abutiheen, A., Abdulghani, E. A., ... & Brecht, M. L. (2017). Self - reported substance use in Iraq: findings from the Iraqi National Household Survey of Alcohol and Drug Use, 2014. *Addiction*. <https://doi.org/10.1111/add.13800>
- Al-Imam, A. (2017a). Could Hallucinogens Induce Permanent Pupillary Changes in (Ab) users? A Case Report from New Zealand. *Case Reports in Neurological Medicine*, 2017. <https://doi.org/10.1155/2017/2503762>
- Al-Imam, A. (2017b). The relation between cerebral dominance and visual analytic skills in Iraqi Medical students, a cross sectional analysis. *Journal of the Anatomical Society of India*, 66(1), 42-43. <https://doi.org/10.1016/j.jasi.2017.08.136>
- AL-Imam, A., Santacroce, R., Roman - Urrestarazu, A., Chilcott, R., Bersani, G., Martinotti, G., & Corazza, O. (2017). Captagon: use and trade in the Middle East. *Human Psychopharmacology: Clinical and Experimental*, 32(3).
- Al-Imam, A., Simonato, A. P., & Corazza, O. (2016). Haloperidol, an old antipsychotic with potential use by NPS users in Iraq. *Research and Advances in Psychiatry*, 3(3), 81-84. Retrieved from https://www.rapjournal.eu/materiale_cic/948_3_3/8031_haloperidol/article.htm
- Atkinson, M. P., Kress, M., & Szechtman, R. (2017). Maritime transportation of illegal drugs from South America. *International Journal of Drug Policy*, 39, 43-51. <https://doi.org/10.1016/j.drugpo.2016.07.010>
- Bigdeli, I., Corazza, O., Aslanpour, Z., & Schifano, F. (2013). Novel psychoactive substances (NPS): A study on Persian language websites. *Iranian journal of public health*, 42(5), 511.
- Boyer, E. W., Lapen, P. T., Macalino, G., & Hibberd, P. L. (2007). Dissemination of psychoactive substance information by innovative drug users. *CyberPsychology & Behavior*, 10(1), 1-6. <https://doi.org/10.1089/cpb.2006.9999>
- Dalton, R. (2012). *Abolishing Child Sex Trafficking on the Internet: Imposing Criminal Culpability on Digital Facilitators*. U. Mem. L. Rev., 43, 1097.
- Dargan, P., & Wood, D. (Eds.). (2013). *Novel psychoactive substances: classification, pharmacology and toxicology*. Academic Press.

- Dudley, S. S. (2010). Drug trafficking organizations in Central America: transportistas, Mexican cartels and maras. *Shared Responsibility*, 9.
- Elsohly, M. A., & Salamone, S. J. (1999). Prevalence of drugs used in cases of alleged sexual assault. *Journal of Analytical Toxicology*, 23(3), 141-146. <https://doi.org/10.1093/jat/23.3.141>
- Freese, T. E., Miotto, K., & Reback, C. J. (2002). The effects and consequences of selected club drugs. *Journal of substance abuse treatment*, 23(2), 151-156. [https://doi.org/10.1016/S0740-5472\(02\)00267-2](https://doi.org/10.1016/S0740-5472(02)00267-2)
- French, J. R., Raven, B., & Cartwright, D. (1959). The bases of social power. *Classics of organization theory*, 7.
- Gilani, F. (2016). Novel psychoactive substances: the rising wave of 'legal highs'.
- Google. Google Trends. Retrieved 11 March, 2017, from <https://trends.google.com/trends/explore?q=%2Fm%2F02qqq,%2Fm%2F054yc0,%2Fm%2F0256b,%2Fm%2F0gt5b,%2Fm%2F04g9r>
- Grams. TOR2WEB. Retrieved 11 March, 2017, from <https://grams7enufi7jmdl.onion.to/Ddos>
- Heyerdahl, F., Hovda, K. E., Giraudon, I., Yates, C., Dines, A. M., Sedefov, R., ... & Dargan, P. I. (2014). Current European data collection on emergency department presentations with acute recreational drug toxicity: gaps and national variations. *Clinical Toxicology*, 52(10), 1005-1012. <https://doi.org/10.3109/15563650.2014.976792>
- Hohman, M., Gregory, K., Chibale, K., Smith, P. J., Ekins, S., & Bunin, B. (2009). Novel web-based tools combining chemistry informatics, biology and social networks for drug discovery. *Drug discovery today*, 14(5), 261-270. <https://doi.org/10.1016/j.drudis.2008.11.015>
- Jones, A. W., Kugelberg, F. C., Holmgren, A., & Ahlner, J. (2008). Occurrence of ethanol and other drugs in blood and urine specimens from female victims of alleged sexual assault. *Forensic science international*, 181(1), 40-46. <https://doi.org/10.1016/j.forsciint.2008.08.010>
- Maddox, A., Barratt, M. J., Allen, M., & Lenton, S. (2016). Constructive activism in the dark web: cryptomarkets and illicit drugs in the digital 'demimonde'. *Information, Communication & Society*, 19(1), 111-126. <https://doi.org/10.1080/1369118X.2015.1093531>
- Mehling, L. M., Johansen, S. S., Wang, X., Doberentz, E., Madea, B., & Hess, C. (2016). Drug facilitated sexual assault with lethal outcome: GHB intoxication in a six-year-old girl. *Forensic science international*, 259, e25-e31. <https://doi.org/10.1016/j.forsciint.2015.12.044>
- Schwartz, R. H., Milteer, R., & LeBeau, M. A. (2000). Drug-facilitated sexual assault ('date rape'). *Southern medical journal*, 93(6), 558-561. <https://doi.org/10.1097/00007611-200093060-00002>
- Scott, P. D., & Marshall, J. (1998). *Cocaine politics: Drugs, armies, and the CIA in Central America*. Univ of California Press.
- Smith, P. R., & Morley, S. R. (2017). New Psychoactive Substances. In *Essentials of Autopsy Practice* (pp. 59-85). Springer International Publishing. https://doi.org/10.1007/978-3-319-46997-3_4
- Spurlin, C. J., & Garry, P. M. (2009). Does Filtering Stop the Flow of Valuable Information: A Case Study of the Children's Internet Protection Act (CIPA) in South Dakota. *SDL Rev.*, 54, 89.
- Taylor, R. W., Fritsch, E. J., & Liederbach, J. (2014). *Digital crime and digital terrorism*. Prentice Hall Press.
- Van Hout, M. C., & Bingham, T. (2013). 'Surfing the Silk Road': A study of users' experiences. *International Journal of Drug Policy*, 24(6), 524-529. <https://doi.org/10.1016/j.drugpo.2013.08.011>
- Van Hout, M. C., & Bingham, T. (2014). Responsible vendors, intelligent consumers: Silk Road, the online revolution in drug trading. *International Journal of Drug Policy*, 25(2), 183-189. <https://doi.org/10.1016/j.drugpo.2013.10.009>
- Varela, M., Nogué, S., Oros, M., & Miro, O. (2004). Gamma hydroxybutyrate use for sexual assault. *Emergency medicine journal*, 21(2), 255-256. <https://doi.org/10.1136/emj.2002.002402>
- Weimann, G. (2016). Going dark: Terrorism on the dark Web. *Studies in Conflict & Terrorism*. <https://doi.org/10.1080/1057610X.2015.1119546>
- Wolf, S. (2016). Drugs, violence, and corruption: Perspectives from Mexico and Central America. *Latin American Politics and Society*, 58(1), 146-155. <https://doi.org/10.1111/j.1548-2456.2016.00298.x>
- Wrong, D. (2017). *Power: Its forms, bases and uses*. Routledge.

Copyrights

Copyright for this article is retained by the author(s), with first publication rights granted to the journal.

This is an open-access article distributed under the terms and conditions of the Creative Commons Attribution license (<http://creativecommons.org/licenses/by/4.0/>).